

FUJIFILM

FDR D-EVO

NEW

Indirect conversion FPD system for general X-ray exposure



DR EVOLution has come.



High-quality image for FPD.

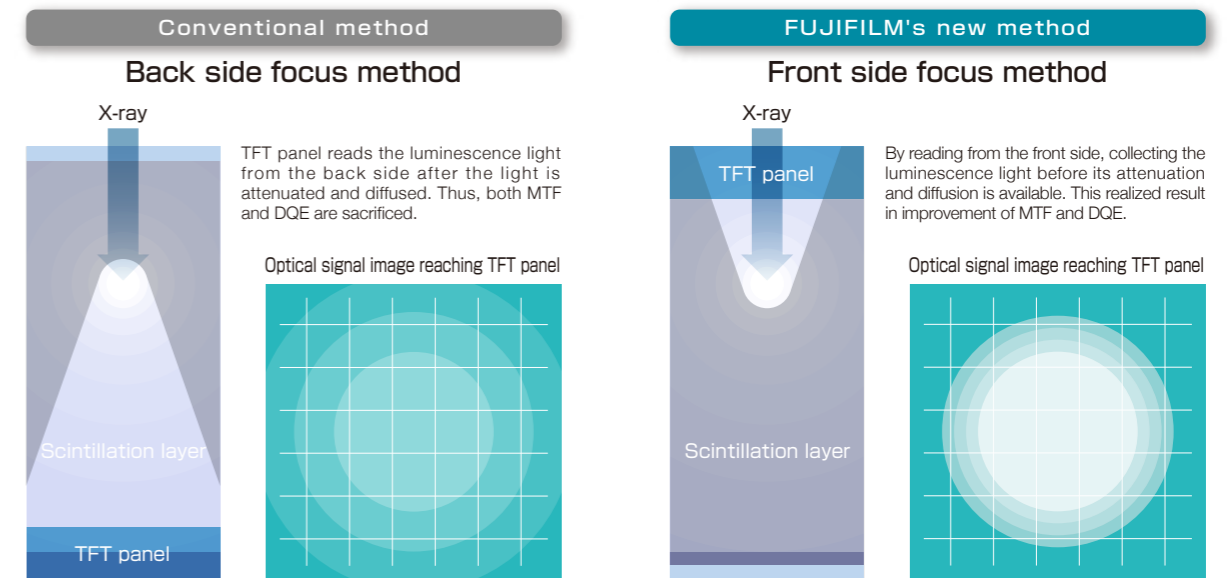
By Fujifilm's new proprietary technology "ISS method*", both MTF and DQE are improved. The FDR D-EVO has realized high-quality image utilizing its new technology "ISS method" combined with proven image processing technology. * Abbreviation : Irradiation Side Sampling

Compatible cassette size DR, realizing 2.8kg*1 lightness.



The FDR D-EVO has achieved 384 x 460mm size and 14mm thick which is equivalent to a CR cassette. The other main characteristics of the FDR D-EVO are 2.8kg*1 weight, minimum 3seconds preview time and minimum 9seconds cycle time. Since the size is equivalent to a CR cassette, it is possible to load the FDR D-EVO into an existing upright/table X-ray system and can be handled in the same fashion as a CR cassette. *1 Weight without cable

FUJIFILM's new proprietary technology "ISS method*2" FPD



The "ISS method" provides high sharpness image even with low dose

The main characteristic of FUJIFILM's new proprietary technology "ISS method*2" is realized by placing the TFT sensor on the front side of the scintillation layer where the TFT sensor of an existing panel is located on the back side. By using this new method, scattering/reduction of X-ray signal is significantly improved (resulting in improved MTF). Also, optimization of the scintillation layer of the panel is achieved by FUJIFILM's own precision coating technology cultivated by manufacturing Imaging Plate (IP) for many years (resulted in improvement of DQE). *2 Abbreviation : Irradiation Side Sampling

Introducing DR system is available with existing X-ray equipment. Speedy and efficient workflow, extensive free-position exposure is achieved.

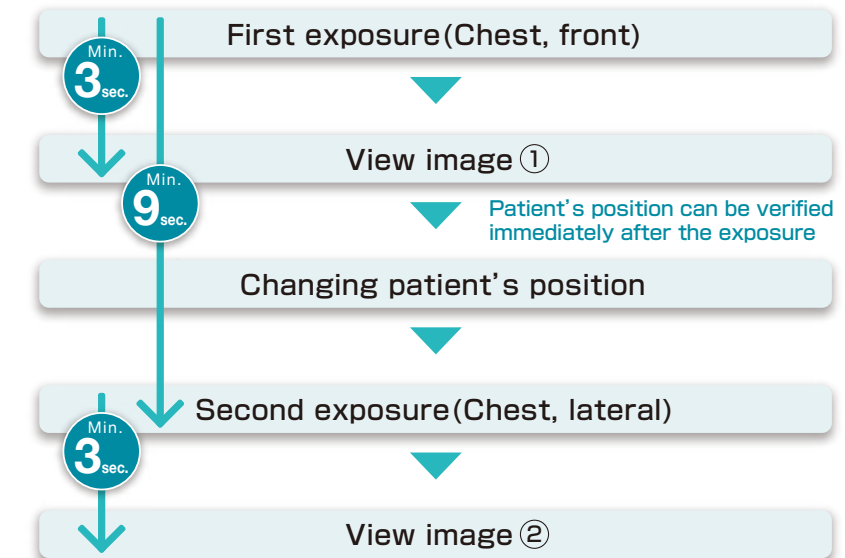
1 panel solution

Since the 14mm thick, 384x460mm size the FDR D-EVO is equivalent to a CR cassette, it can be loaded into an existing upright/table exposure system. Also, the FDR D-EVO weighs 2.8kg* which is nearly as light as a CR cassette (including IP, 2.1kg), thus achieves friendly usability for customers. * Weight without cable




Unparalleled speed improving workflow

Scenario : 2 consecutive exposures operated by one person



Workload of exchanging and inserting the cassette is unnecessary. Thus, operation workload and time can be reduced greatly.

Total time: **Min. 12sec.**



Supporting various positions by table-top exposure



Knee joint axial



Wheelchair exposure



Stretcher exposure



Abdomen lateral decubitus



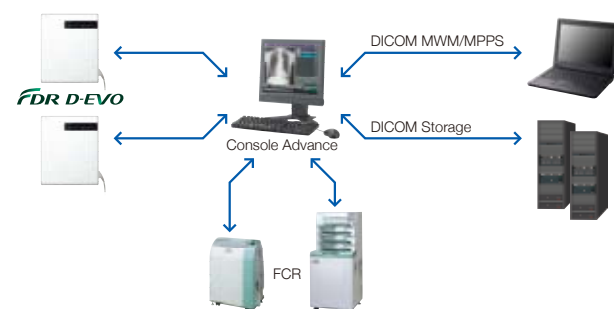
Knee joint lateral



Cubital joint lateral

Console Advance

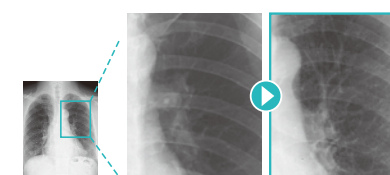
Using one Console Advance, both D-EVO and FCR are controllable with same usability.



- FDR D-EVO and FCR are simultaneously connectable, thus achieves effective use of space in the exposure room.
- Optimized workflow is realized by unifying the operabilities and eradicating the duplicate operations.
- By unifying the image processing method, CR format equivalent image can be generated by the FDR D-EVO. Thus, image taken by the FDR D-EVO can be managed commonly with FCR image.

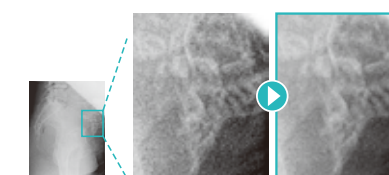
Image Intelligence

Image Intelligence™ is the result of FUJIFILM's many years of achievements in field of medical imaging. It realizes high-quality image for diagnosis.



MFP Multi-frequency Processing

Enhances FCR images. All diagnostic scopes will be enhanced except for noise.
* Optional software



FNC Flexible Noise Control

Provides a non-grainy image by mainly isolating and suppressing the noise for the signal.



GPR Grid Pattern Removal

Removes the stationary grid patterns thus preventing Moire from being generated resulting in easier diagnosis.

Standard components and model name: Digital Radiography with flat panel detector DR-ID 600

Product name: FDR D-EVO (MODEL: DR-ID 600)

<Components>

- Flat panel sensor: DR-ID 600SE
- Power supply unit: DR-ID 600MP
- Control cabinet: DR-ID 600MC
- Image processing unit: DR-ID 300CL

Processing capacity:

- (1) **Start-up speed**
 <At normal operation>
 6 min. or less: when connecting only one flat panel sensor
 8 min. or less: when connecting two flat panel sensors
 <At emergency mode>
 3 min. or less: when connecting only one flat panel sensor
 3.5 min. or less: when connecting two flat panel sensors
- (2) **Image display speed**
 Preview display speed: minimum 3 sec.
 (After exposure: Depends on measurement environment at the lab)
 Processed image display speed: 8 sec. or less (after exposure)
- (3) **Exposure interval**
 ex) •Front chest (120kV 4mAs ~ approx. 20mR) — minimum 9 sec.
 •Front cervical (approx. 56mR) — minimum 9 sec.
- (4) **Film output time: Approx. 80 sec. (Reference value)**
 * with DRYPIX7000 console advance

Exposure size:

2304 × 2880 pixels

Image reading:

- Reading grayscale level: 16 bit/pixel
- Pixel size: 150 μ m

X-ray detector: Indirect-conversion system flat panel X-ray detector DR-ID 600SE

- Maximum film size: 2304 × 2880 pixels
- Scintillator: GOS (Gd₂O₂S)

Power supply conditions: FDR D-EVO

Rating: Single phase 50/60Hz
 AC100V-AC240V (+/-10%)
 1.0KVA or less
 * Refer to "Console Advance Product Specifications" for the power supply condition of Console Advance.

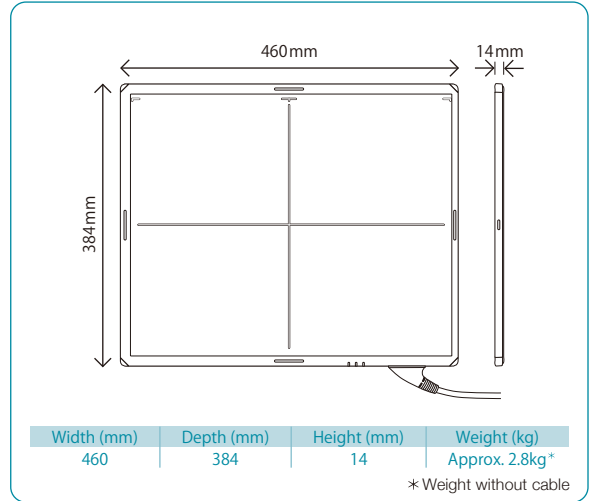
Power consumption:

Operating: 80W (with only one of the flat panel sensors operating)
 Standby: 60W
 Applying current: 15 W (at only power supply unit is ON)
 * When two flat panel sensors are connecting.

Environmental conditions:

- Operation conditions
 Temperature: 15°C to 30°C
 Humidity: 15% to 80% RH (Non condensing)
 Atmospheric pressure: 700hpa to 1,060hpa Temperature and Humidity conditions on operating Operatingconditions
- Not operating condition
 Temperature: 5°C to 35°C
 Humidity: 10 to 80%RH (Non condensing)
 Atmospheric pressure: 700 to 1,060hpa

Dimensions and weight



Optional parts

Remote switch



Standard components



External appearance and specifications are subject to change without notice. All brand names or trademarks are the property of their respective owners. All products require the regulatory approval of the importing country. For details on their availability, contact our local representative. Please contact FUJIFILM's authorized distributor for FDR D-EVO X-ray system.



<http://www.fujifilm.com/products/medical/index.html>

Manufacturer: FUJIFILM Corporation,
 26-30, NISHIAZABU 2-CHOME, MINATO-KU, TOKYO 106-8620, JAPAN